

UPDATES FOR 2012



NEW FEATURES

- (GAN) Silver Ice Metallic
- (89U) Crystal Red Tintcoat
- (16U) Graystone Metallic
- Autonet Mobile WiFi in-car router available (see page 19 for details)
- Hill Start Assist

DELETIONS

- (80U) Red Jewel Tintcoat
- (GGU) Steel Green Metallic
- (GGZ) Sheer Silver Metallic
- (GLF) Ice Blue Metallic
- (GGW) Taupe Gray Metallic

2 | TAHOE 2WD POLICE PACKAGE PPV

Police Package Option PPV must be ordered. The 2-wheel drive Tahoe Police Package is not intended for trailer towing. This vehicle has been designed for police work up to and including high speed emergency vehicle operations. GM restricts the sale of police vehicles and they are not to be sold to retail customers.

MODEL AVAILABILITY

CC10706 Rear-wheel drive

STANDARD EQUIPMENT SUMMARY

WARRANTY 3 years / 36,000 mile bumper-to-bumper (whichever comes first, see dealer for details)
5 years / 100,000 mile limited powertrain (whichever comes first, see dealer for details)

INTERIOR FEATURES

AIR CONDITIONING	Dual-zone manual climate control with individual climate settings for driver and front passenger; includes auxiliary rear air conditioning and heat (rear operated from front control only)
ASSIST HANDLES	Front passenger and second row outboard; front passenger assist handle is deleted when passenger side spotlamp is ordered
COMPASS	Standard
CONSOLE, FLOOR	Not available
CONSOLE, OVERHEAD	Includes map lamps
CRUISE CONTROL	Electronic with set and resume speed
DOMELAMPS	Dome lamps, cargo lamp with delayed entry feature and map lamps (see page 18 interior/exterior lamp control to turn off dome light)
FLOOR COVERING	Black vinyl floor and load floor behind second row seats
GLASS	Deep tinted (all windows except light-tinted glass on windshield, driver and front passenger side glass)
GLOVE BOX	Locking door and no light
MIRROR	Inside rearview manual day/night
ONSTAR	Not available on Police Package
OUTSIDE TEMP. DISPLAY	Standard
RADIO	AM/FM stereo with MP3 compatible CD player, seek-and-scan, digital clock, auto-tone control, Radio Data System (RDS), speed-compensated volume and theftlock
RESTRAINT SYSTEM	Tahoe received an overall 5-star frontal and side crash test rating from NHTSA¹². Safety belts, driver and front passenger with pretensioners, dual stage driver and passenger frontal air bags ¹ , passenger sensing system and frontal air bag ¹ ON/OFF indicator, rollover sensor, dual head curtain air bags ¹ for front and rear outboard occupants and front seat back mounted thorax-pelvic air bags ¹
SEATS, FRONT	Cloth bucket seats, 6-way power driver and passenger seat adjusters with manual reclining seat back and lumbar controls and adjustable head restraints
SEAT, REAR	Vinyl split-folding 60/40 bench with outboard seating position headrests, 3rd seat not available (see page 4)
SPEEDOMETER/CLUSTER	140 mph certified analog speedometer, 1 mph increments and digital trip odometer with gages for engine oil pressure, fuel, battery volts and coolant temperature. Driver Information Center displays engine hours, warnings and other information (see message listing on page 6)
STEALTH MODE	See exterior lamps control on page 18 for operation description
STEERING WHEEL	Tilt-wheel with column mounted gear shift lever
THEFT DETERRENT SYSTEM	Vehicle PASS-Key [®] III+ and content theft (unauthorized entry sounds horn and lamps flash). For content theft alarm disable option UTQ must be ordered (see page 7)
VISORS	Padded with cloth trim, extends on rod
WARNING TONES	Headlamp on, key-in-ignition, driver and right-front passenger safety belt unfasten and turn signal on
WINDOW OPERATION	Power with driver express-down and lockout features

ELECTRICAL FEATURES

AUXILIARY POWER, FRONT	100-amp ignition and main power supply wiring at lower center of instrument panel (see wiring provisions for 12-volt battery power supply on page 25)
AUXILIARY POWER, REAR	100-amp auxiliary power in cargo area (see page 27)
GROUND STUDS	Two studs located in rear compartment near bottom of liftgate opening (see page 27)
LOCK-OUT PROTECTION	Prevents the power door locks from locking the driver's door if the keys are left in the ignition (manually lockable with engine running)
POWER OUTLETS	Two located on instrument panel and one in rear cargo area
WIRING DIAGRAMS	See pages 25 through 32 for description; also see Tahoe Police Package owner's manual supplement (located in glove box folder with standard owner's manual)
WIRING PROVISION, EXTERIOR LAMPS FLASHING	Forward lamp harness in-line connector for Exterior Lamps Flashing System (see option 6J7 on page 7)

1. Head curtain side air bags are designed to help reduce the risk of head and neck injuries to front and rear seat occupants on the near side of certain side-impact collisions. Always use safety belts and the correct child restraints for your child's age and size, even in vehicles equipped with air bags. Children are safer when properly secured in a rear seat. See your vehicle Owner's Manual and child safety seat instructions for more information.
12. Model tested with standard head curtain side-impact air bags (SABs). Government 5-Star Safety ratings are part of the National Highway Traffic Safety Administration's (NHTSA's) New Car Assessment Program (www.SaferCar.gov).

EXTERIOR FEATURES

ASSIST STEPS	Black, mounted between front and rear wheels
DEFOGGER	Electric, rear window
DOOR HANDLES	Matte Black
DOOR LOCKS	Power, non-programmable with lockout protection and automatic door locking and unlocking, door lock cylinder no longer available on passenger front door and rear liftgate; child safety locks included in rear doors
FASCIA, FRONT	Body color
FASCIA, REAR	Body color - with step pad
FOG LAMPS	Not available
HEADLAMPS	Dual halogen composite with flash-to-pass feature, automatic exterior lamp control and daytime running lamps (to delete automatic lamp control see option 9GB on pages 7 and 18)
HORNS	Dual note
KEYLESS ENTRY	Includes two transmitters with non-functional panic button; stealth mode feature includes exterior lamps and horn disable; if remote start Option AP3 is included running lamps will remain illuminated (additional transmitters are available; see option AMF on page 7)
KEYS	Two-sided, random code, for ignition and driver door only
LUGGAGE RACK	Not available
MIRRORS	Outside heated power-adjustable, manual-folding, Matte Black
REAR LIFTGATE	Liftgate/liftglass with washer and wiper, and no lock cylinder on liftgate
RECOVERY HOOKS	Two front
UNDER HOOD LAMP	Not available
WINDSHIELD WIPERS	Intermittent, wet-arm with flat blade and pulse washers

CHASSIS FEATURES

AIR CLEANER	High-capacity
ALTERNATOR	160-amp with idle boost (transmission in PARK or NEUTRAL) based on battery energy level
BATTERY	Heavy-duty 730 cca with battery rundown protection (does not protect customer installed equipment)
BRAKES	Heavy-duty 4-wheel anti-lock front and rear disc with vacuum boost power assist
COOLING	Heavy-duty high capacity radiator, electric fans and extended life coolant; coolant hoses are EPDM (ethylene-propylene-diene monomer) rubber; silicone hoses are not required (coolant is DEX-COOL good for 5 years/150,000 miles, protects from -34° F to +265° F and against rust and corrosion)
ENGINE	Vortec 5300 V8 SFI with variable valve timing (VVT) active fuel management, FlexFuel ² (gasoline or E85 ethanol); top speed fuel cut-off at 139 mph; includes air conditioning wide open throttle cut off
FRAME	Full perimeter, modular with hydroformed rails
FUEL TANK CAPACITY	26 gallon (98 liters)
OIL COOLERS	Heavy-duty engine, transmission and auxiliary air-to-oil power steering (see page 17 for description)
PROP SHAFT	High speed balanced aluminum, four inch diameter
RADIO SUPPRESSION	Grounding straps, at five additional locations (see page 18 for locations)
SKID PLATE	Front underbody shield starting behind front bumper and running to 2nd cross-member protecting front underbody and oil pan
SPARK PLUGS	Extended life - iridium tip
STABILITRAK	Stability enhancement system. An advanced computer controlled system that assists the driver with directional control of the vehicle in difficult driving conditions. Each time the vehicle is started, the StabiliTrak system is fully on. StabiliTrak can be controlled by a StabiliTrak button on the instrument panel. The condition of the system is displayed by an instrument panel StabiliTrak indicator light and Driver Information Center (DIC) Messages. Push once, Traction Control is off, push again and Traction Control and StabiliTrak are turned back on
STEERING	Power, rack and pinion
SUSPENSION, FRONT	Coil-over-shock with stabilizer bar
SUSPENSION, REAR	Multi-link with coil springs, shocks and heavy-duty stabilizer bar
TIRES	Goodyear P265/60R17 all-season, V-rated, blackwall
TIRE PRESSURE MONITOR	CHECK TIRE PRESSURE spare tire includes sensor; must be programmed when mounted (see page 18)
TIRE, SPARE	Full-size spare, lockable with outside winch-type carrier mounted under frame at rear (includes TPM sensor - not programmed)
TRAILERING EQUIPMENT	Not available on Police Package (PPV)
TRANSMISSION	Enhanced calibration 6-speed automatic with overdrive, electronically-controlled transmission provides protection against over-revving the engine in low gear and a mechanical low gear blockout is not required; if a driver manually selects low gear and fails to manually upshift to high gear, the powertrain control module automatically protects the drivetrain
WHEELS	17" x 7.5" heavy-duty black steel
WHEEL CENTER CAP	Polished finish bolt-on metal

2. E85 is 85% ethanol and 15% gasoline. To see if there is an E85 station near you, go to www.gmaltfuel.com/e85-station-locator.

4 | TAHOE 2WD POLICE PACKAGE PPV

POWERTRAIN

ENGINE				TRANSMISSION		AXLE	
OPTION CODE	TYPE	DISPLACEMENT LITERS/CU. IN.	FUEL SYSTEM	OPTION CODE	TYPE	OPTION CODE	RATIO
LMG	V8	5.3/325	Active fuel management FlexFuel ² (gas or E85 ethanol)	MX0/MYC	6L80 6-speed auto. with OD	GU4	3.08

EMISSIONS - MUST BE SPECIFIED

FE9	FEDERAL EMISSIONS. Use for ordering vehicles that will be registered in all states except California, Connecticut, Maine, Maryland, Massachusetts, New Jersey, New Mexico, New York, Oregon, Pennsylvania, Rhode Island, Vermont and Washington State
YF5	CALIFORNIA EMISSIONS. Use for ordering vehicles that will be registered in California.
NE1	CT/ME/MD/MA/NJ/NM/NY/OR/PA/RI/VT/WA EMISSIONS. Use for ordering vehicles that will be registered in Connecticut, Maine, Maryland, Massachusetts, New Jersey, New Mexico, New York, Oregon, Pennsylvania, Rhode Island, Vermont or Washington State
NB8	Required when option code FE9 "FEDERAL EMISSIONS" is ordered for delivery to a dealer located in California, Connecticut, Massachusetts, Maryland, New Jersey, New Mexico, New York, Oregon, Pennsylvania, Rhode Island and Washington State for a purchaser who will be registering the vehicle outside California, Connecticut, Maine, Maryland, Massachusetts, New Jersey, New Mexico, New York, Oregon, Pennsylvania, Rhode Island, Vermont and Washington State.
NC7	Required when option code YF5 "CALIFORNIA EMISSIONS" or option code NE1 "CT/ME/MD/MA/NJ/NM/NY/OR/PA/RI/VT/WA EMISSIONS" is ordered for delivery to a dealer located in any state except California, Connecticut, Maine, Maryland, Massachusetts, New Jersey, New Mexico, New York, Oregon, Pennsylvania, Rhode Island, Vermont and Washington for a purchaser who will be registering the vehicle in one of these states or sold as permitted below under "EPA Policy on the Sale of California Emission Vehicles"
NB9	Required when option code YF5 is ordered for delivery to a dealer located in Connecticut, Maine, Maryland, Massachusetts, New Jersey, New Mexico, New York, Oregon, Pennsylvania, Rhode Island, Vermont and Washington. Required when option code NE1 is ordered for delivery to a dealer located in California.

TIRES - SPEED RATED

MANUFACTURER	QUANTITY	SIZE	SPEED RATING	TYPE
GOODYEAR	5	P265/60R17	V	All season BW







Note: Due to specific requirements for performance durability and safety, GM recommends only the original equipment tires for replacement

SEATS AND INTERIOR TRIM

		SEAT OPTIONS	EBONY
STANDARD	Front: cloth bucket with NO center console (power driver and passenger) Rear: vinyl 60/40 split-bench	A95 and 9N5 5T5	19C
OPTIONAL	Front: cloth 40/20/40 split-bench (power driver side seat only) Rear: vinyl 60/40 split-bench	AZ3 5T5	19C









2. E85 is 85% ethanol and 15% gasoline. To see if there is an E85 station near you, go to www.gmaltfuel.com/e85-station-locator.

AVAILABLE EXTERIOR COLORS

							
16U Graystone Metallic (New)	GHA Mocha Steel Metallic	89U Crystal Red* Tintcoat (New)	GAN Silver Ice Metallic (New)	41U Black	50U Summit White	51U Gold Mist Metallic	58U Black Granite* Metallic

*Actual colors may vary * Additional Charge*

SEO PAINT AVAILABLE

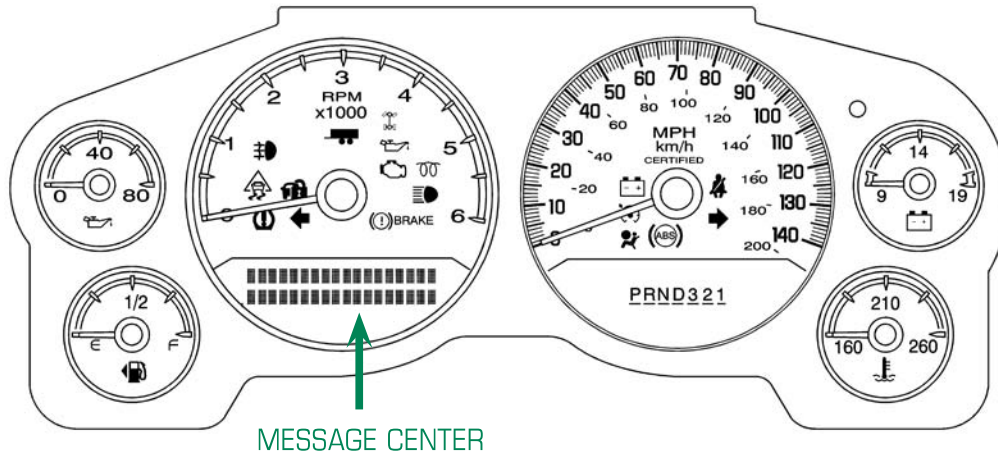
WA#	COLOR DESCRIPTION	COLOR SWATCH	SEO CODE
253A	Wheatland Yellow		9W3
334D	Dark Toreador Red		
722J	Dark Blue Metallic		9V7
5665	Blue		9V2
7941	Green		
9015	Woodland Green		9V5
9260	Victory Red		5T4
9414	Yellow		

ACTUAL COLOR MAY VARY

- Note:**
- All normally body-colored non-sheet metal parts, will be Flat Black (except Victory Red non-sheet metal parts will match)
 - SEO paint orders that contain less than five vehicles will be delayed until five unit minimum is received for batch production

6 | TAHOE DRIVER INFORMATION CENTER PPV

UNITED STATES CERTIFIED SPEEDOMETER/CLUSTER (CANADIAN SIMILAR)



CHANGE ENGINE OIL SOON	REPLACE BATTERY IN REMOTE KEY
CHECK TIRE PRESSURE (PRESS RESET) LF/RF/LR/RR	RIGHT REAR DOOR OPEN
DRIVER DOOR OPEN	SERVICE AIR BAG
ENGINE HOT A/C TURNED OFF	SERVICE BATTERY CHARGING SYSTEM
ENGINE OIL LOW ADD OIL	ENGINE HOURS
ENGINE OVERHEATED IDLE ENGINE	SERVICE BRAKE SYSTEM
ENGINE OVERHEATED STOP ENGINE	SERVICE BRAKES SOON
ENGINE POWER IS REDUCED	SERVICE THEFT DETERRENT SYSTEM
FUEL LEVEL LOW	SERVICE TIRE MONITOR SYSTEM
HOOD OPEN	TIGHTEN GAS CAP
LEFT REAR DOOR OPEN	TIRE LEARNING ACTIVE
OIL PRESSURE LOW STOP ENGINE	TRACTION CONTROL OFF
PASSENGER DOOR OPEN	TRANSMISSION HOT IDLE ENGINE
REAR ACCESS OPEN	TURN SIGNAL ON
REMOTE KEY LEARNING ACTIVE	WASHER FLUID LOW ADD FLUID
	SPEEDOMETER CERTIFICATION

Note: The Tahoe Police Package and Special Service Package are not equipped with DIC buttons. The instrument cluster odometer trip stem is used to display the following messages: odometer, engine hours, trip odometer, tire pressure, remote keyless entry, relearn remote key, programming and DIC language. See the Tahoe owner's manual for operation description.

2012 Tahoe police vehicle certified speedometer calibration. Specifications at ambient temperature of -10 to 120 degree F. Inaccuracies due to vehicle speed sensing are included.

ACTUAL VEHICLE SPEED	INDICATED SPEED
0 TO 120 MPH	+/- 2 MPH

The speedometer calibration is for the 5.3L engine, automatic transmission with a 3.08 axle and P265/60R17 H-rated tires

TAHOE 2WD POLICE PACKAGE PPV – OPTIONS 17

AVAILABLE OPTIONS WITH TAHOE PPV POLICE PACKAGE

B85	BODY SIDE MOLDINGS - On 4 doors
1LR	BRAKE SYSTEM, CITY - Uses base friction material that wears better at lower temperatures but is not optimal for track performance. The rotor does not have the radial drilled holes (again, thermal performance for track applications). Service wise these parts are physically interchangeable with their various performance trade offs.
UTQ	CONTENT THEFT ALARM DISABLE - Flashing lamps and horn warning
9G8	DELETE DAYTIME RUNNING LAMPS AND AUTOMATIC HEADLAMPS
6A6	DUAL HEAVY-DUTY 730 CCA BATTERIES - Parallel connected
9V7	EXTERIOR BODY COLORED PARTS - Dark Blue Metallic, provides Dark Blue Metallic special paint WA722J and Dark Blue Metallic special painted exterior body parts in lieu of glossy Black color normally installed with special paint. Dark Blue Metallic painted parts will consist of front fascia, rear bumper fascia, rear liftgate handle and liftgate applique above license plate. Door handles, mirrors, rear D-pillar applique and liftgate spoiler will remain Black. B85 body-side moldings are not available. Requires SEO TGK special paint
5T4	EXTERIOR BODY COLORED PARTS - Victory Red special painted exterior body parts in lieu of glossy Black color normally installed with special painted bodies, Victory Red painted parts will consist of front fascia, rear bumper fascia, rear liftgate license plate applique and rear liftgate handle, door handles and body side moldings. Mirrors, rear D-pillar applique and liftgate spoiler will remain Black. Requires SEO TGK special paint and special paint color WA9260 Victory Red. Includes RPO B85 body side moldings
6J7	FLASHER SYSTEM HEADLAMP AND TAIL LAMP - DRL compatible, headlamp flasher module with control wire and body control module rear lamp flashing
B30	FLOOR COVERING - Color keyed carpeting
B58	FLOOR MATS - Color keyed carpeted front and 2nd row (not available with vinyl floor covering)
K05	HEATER - Engine block
PPV	IDENTIFIER - Police Package
6E2	KEY COMMON - Complete vehicle fleet, provides a single key cut with a specific code that is common to the door lock and ignition of all the vehicles in the vehicle fleet; this key code is an alternate to SEO 6E8 key common, complete vehicle fleet; not compatible with 2005 and earlier Impalas, 2006 and earlier Tahoes and 2011 Caprice
6E8	KEY COMMON - Complete vehicle fleet, provides a single key cut with a specific code that is common to the door lock and ignition of all the vehicles in the vehicle fleet; this key code is an alternate to SEO 6E2 key common, complete vehicle fleet; not compatible with 2005 and earlier Impalas, 2006 and earlier Tahoes and 2011 Caprice
AMF	KEYLESS ENTRY TRANSMITTERS - Fleet Package includes 6 additional transmitters. Transmitters are not programmed. Each transmitter, including the two standard with the vehicle, must be programmed together by a dealer at customer expense. Transmitter programming is not a warranty item. See your owners manual supplement for programming information. (see also page 19 for customer programming of transmitters using the vehicles Driver Information Center procedure) Note: Vehicle specific, common fleet transmitter frequency not available
G80	LOCKING DIFFERENTIAL - Heavy-duty
6N6	LOCKS - Rear door inoperative (rear power locks are inoperable at rear door but operate from drivers position)
TRV	PROVISION FOR ROOF MOUNTED LAMP - Overhead console mounted switch and wiring to the roof; upfitter to install and connect a roof mounted warning lamp; instructions provided in owner's manual supplement
6B2	REAR DOOR HANDLES INOPERATIVE - Rear door locks inoperative (doors can be opened only from outside)
6N5	REAR WINDOW SWITCHES INOPERATIVE - Rear windows only operate from drivers position
AP3	REMOTE VEHICLE STARTER SYSTEM - Includes remote keyless entry
5T5	SEATS - Front cloth with vinyl rear seat (see page 4)
TGK	SPECIAL PAINT SOLID - One color all normally body-colored non-sheet metal parts will be gloss Black. This includes front and rear facias, liftgate handle and applique, D-pillars and upper liftgate applique. Mirrors and door handles will be grained Black parts. B85 body-side moldings are not available except with SEO option 5T4 exterior body-colored parts. May require extended lead time. Required with any SEO paint selection. May require extended lead time
7X6	SPOTLAMP - Left hand, separately fused
7X7	SPOTLAMPS - Left and right hand, separately fused
WX7	WIRING - For customer connection to front door and windshield pillar speakers. Speakers are not connected to the vehicle radio; radio audio signals are routed to the rear speakers
6J3	WIRING - For grille lamps and speaker. Front speakers are not connected to the vehicle radio; radio audio is sent to the rear speakers
6J4	WIRING - For horn/siren circuit, in-line connection for customer furnished switch
	AUTONET MOBILE WIFI IN-CAR ROUTER - Available through your GM Dealer (see page 19 for Description)

For standard and optional illustrations see pages 17 through 19

8 | TAHOE 2WD POLICE PACKAGE PPV – SPECIFICATIONS

GENERAL

Model	CC10706
Drive	2-wheel

EXTERIOR (in./mm)

Wheelbase	116.0/2946
Overall length	202.0/5131
Overall width	79.0/2007
Overall height	73.9/1877
Lift in height (load floor to ground)	30.3/770
Step height - (front door sill to ground)	20.4/517
Step height - (rear door sill to ground)	20.8/528
Step height - (front running board to ground)	12.1/307
Step height - (rear running board to ground)	12.5/317
Front track width	68.2/1732
Rear track width	67.0/1701
Turning diameter curb to curb (ft./m)	39.0/11.9
Ground clearance (rear axle)	8.0/203

FRONT COMPARTMENT (in./mm)

Head room	41.1/1044
Shoulder room	65.2/1656
Hip room	60.3/1532
Leg room (maximum)	41.3/1049

REAR COMPARTMENT (in./mm)

Head room	39.2/996
Shoulder room	65.2/1656
Hip room	60.6/1539
Leg room (minimum)	39.0/991

CARGO

Load floor length to center of front seat at floor (in./mm)	81.4/2068
Load floor length to center of 2nd seat at floor (in./mm)	49.4/1255
Inside width between wheel house (in./mm)	49.1/1247
Cargo area height (in./mm)	41.7/1059
Cargo volume ³ maximum behind front seat (cu. ft./liters)	108.9/3084
Cargo volume ³ maximum behind second seat (cu. ft./liters)	60.3/1707

Note: For additional dimensional data go to: gmupfitter.com

PASSENGER COMPARTMENT VOLUME INDEX (cu.ft./liters)

Passenger compartment volume index ³	121.8/ 3449
---	-------------

FUEL ECONOMY RATINGS CITY/HIGHWAY/COMBINED

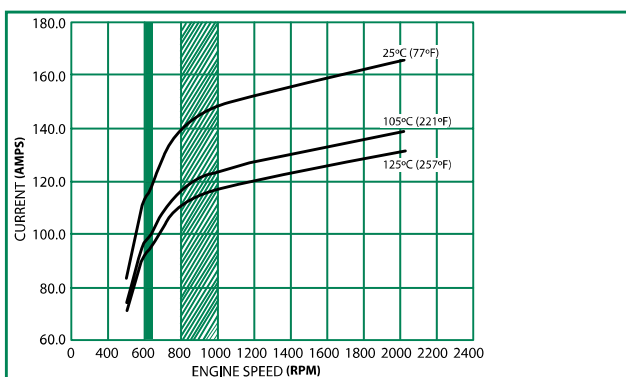
5.3L engine 2WD ⁴	15/21/17
------------------------------	----------

Projected EPA label values, actual mileage will vary with options, driving conditions, driving habits and vehicle's condition.

ALTERNATOR

Type	REMY DR44M
Amps	77°F (25°C) 160

TAHOE POLICE ALTERNATOR OUTPUT



NORMAL IDLE SPEED: 600-650 RPMS

COMPUTER CONTROLLED IDLE SPEED RANGE (PARK): 800-1000 RPM

ENGINE

Type	STD Vortec V8
Displacement: liters/cu. in.	5.3/325
Horsepower/rpm	320 @ 5400
Torque lb.-ft./rpm	335 @ 4000
Induction system	SFI
Compression ratio	9.9:1
Exhaust	Single
Minimum recommended fuel octane	87
Fuel tank capacity (gallons/liters)	26/98
Oil with filter (quarts/liters)	6.0/5.7
Cooling capacity (quarts/liters)	18.3/17.3

TRANSMISSION

Automatic electronic with overdrive	6-speed
Fluid pan removed and filter replaced (quarts/liters)	6.0/5.7

AXLE

Ratio	3.08
-------	------

BRAKES

ABS with vacuum-boost	Disc/Disc
Front-swept area (sq. in./sq. cm)	256.6/1655
Rear-swept area (sq. in./sq. cm)	248/1600
Total front and rear swept area (sq. in./sq. cm)	504.6/3255
Front rotor diameter (in./mm)	13.0/330
Rear rotor diameter (in./mm)	13.5/343
Front rotor thickness (in./mm)	1.2/30
Rear rotor thickness (in./mm)	.79/20

TIRES

Type	Goodyear V-rated all-season
Size	P265/60R17

WHEELS

Type	Steel
Size	17" x 7.5"

CHASSIS

Frame	Full perimeter steel
Front suspension	Independent, single coil-over-shocks with stabilizer bar
Rear suspension	Multi-link with coil spring
Steering type	Power rack and pinion
Steering ratio	17.75:1

BATTERY

Type	Maintenance free
BCI group size	LN3
Volts	12
Amp hour rating	80
Cold cranking amps @ 0°F (-18°C)	730
Reserve capacity @ 80°F (27°C)	110

VEHICLE WEIGHT (lbs./kg.)

GVWR ⁵	6700/3039
Base Curb (vehicle without original manufactures optional equipment)	5342/2423
Payload with bucket seats ⁶	1358/616

Note: See owner's manual supplement for loading information

3. Cargo and load capacity limited by weight and distribution.
4. EPA-estimated MPG.
5. Gross Vehicle Weight Rating (GVWR). When properly equipped, includes vehicle, passengers, cargo and equipment.
6. Maximum payload capacity includes weight of driver, passengers, optional equipment and cargo.